

BOLSAA Q1 2026

Investor Relations
Conference Call Presentation





This presentation contains forward-looking statements and information related to Bolsa that are based on the analysis and expectations of its management, as well as assumptions made and information currently available at Bolsa.

Such statements reflect the current views of Bolsa related to future events and are subject to risk, uncertainties and assumptions. Many factors could cause the current results, performance or achievements of Bolsa to be somewhat different from any future results, performance or achievements that may be expressed or implied by such forward-looking statements, including among others, changes in the general economic, political, governmental and business conditions both in a global scale and in the individual countries in which Bolsa does business, such as changes in monetary policies, in inflation rates, in prices, in business strategy and various other factors. Should one or more of these risks or uncertainties materialize or should underlying assumptions prove incorrect, actual results may vary considerably from those described herein as anticipated, believed, estimated, expected or targeted. Bolsa does not intend and does not assume any obligation to update these forward-looking statements.

Today's call is being recorded, and a replay of this call will be available online on April 23rd at Bolsa's corporate website, www.bmv.com.mx

During this call, all figures are in **Mexican pesos** and compared to the first quarter of 2025 unless stated otherwise.

This call is intended for the financial community only, and the floor will be open at the end to address any questions you may have.



Quarterly Key Highlights

Financing activity

▲ **230 bn MXN** +84% Q1 26

New debt listings

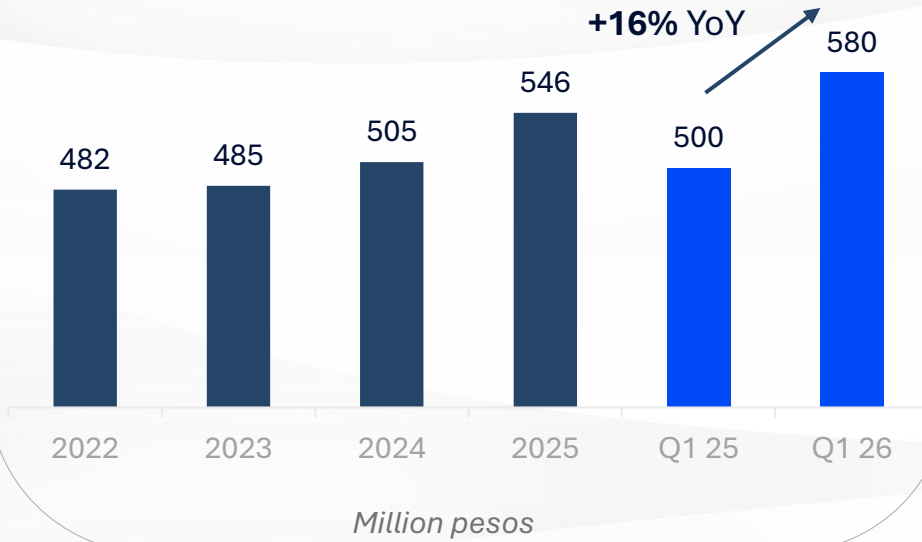
▲ **+33** Long-term

▲ **+327** Short-term

New equity deals

▲ **+2** REITs

9.3 billion MXN raised by Fibra MTY & PARK LIFE



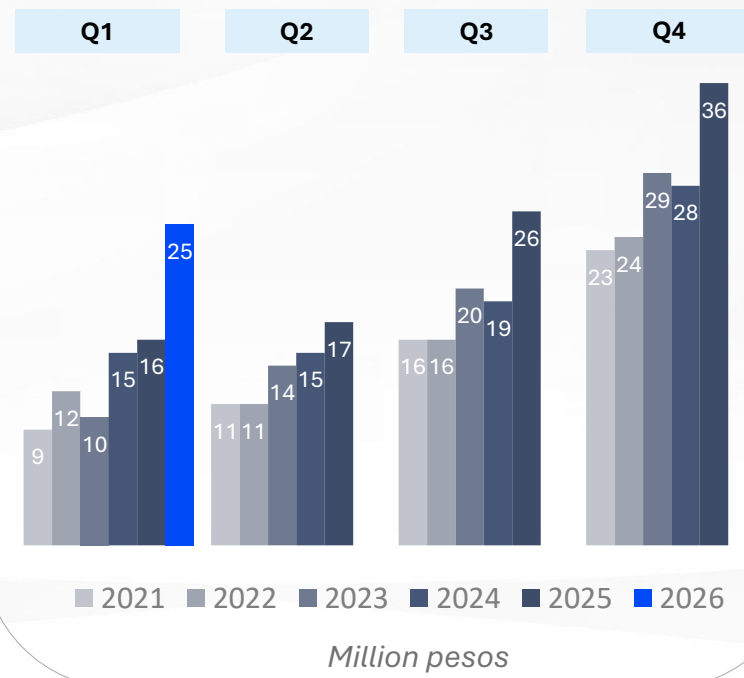
Listing Revenue

▲ **+22**

New long-term listings

▲ **+9M**

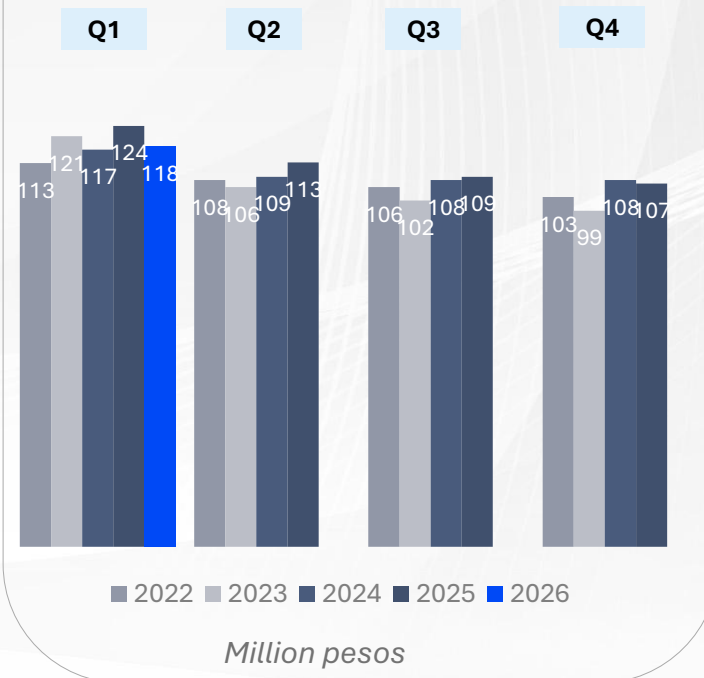
Listing revenue
+53% UP



Maintenance Revenue

▼ **-4%**

Revenue YoY





Equity Trading & Clearing - BMV & CCV

Quarterly Key Highlights

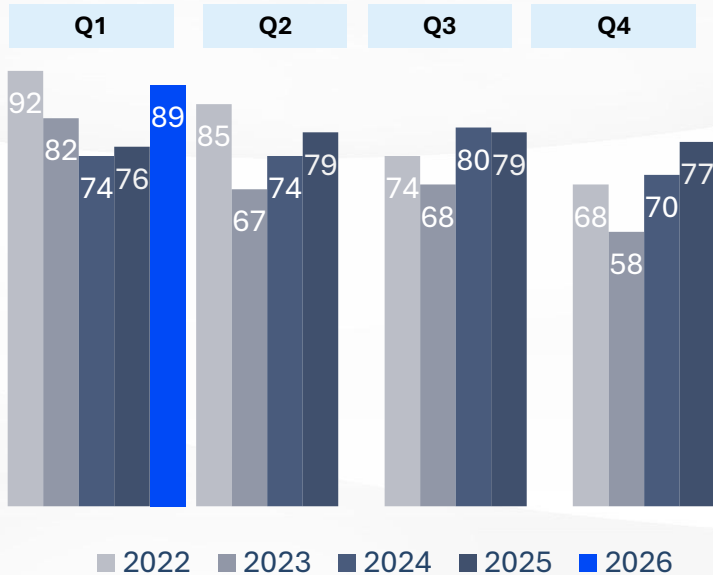
Equity Trading

▲ **21 bn MXN**

+21% YoY Value Traded

▲ **+13M**

+17% YoY Revenue growth



Million pesos

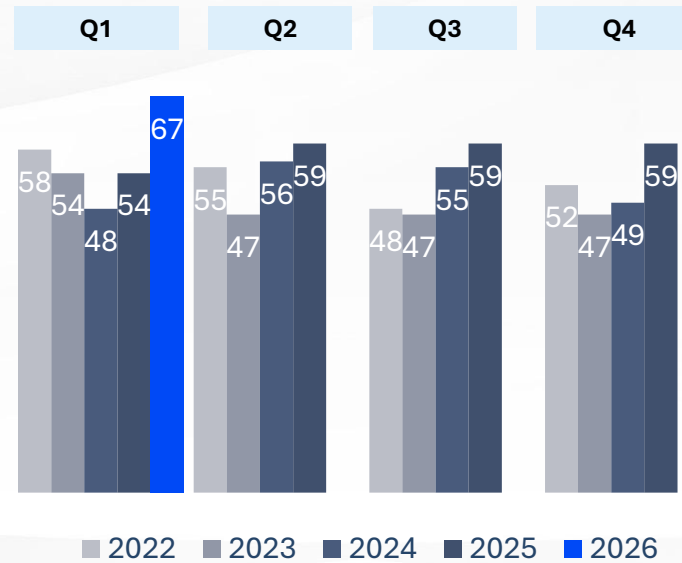
Equity Clearing

▲ **28 bn MXN**

+22% YoY Cleared

▲ **+12M**

+23% YoY Revenue growth

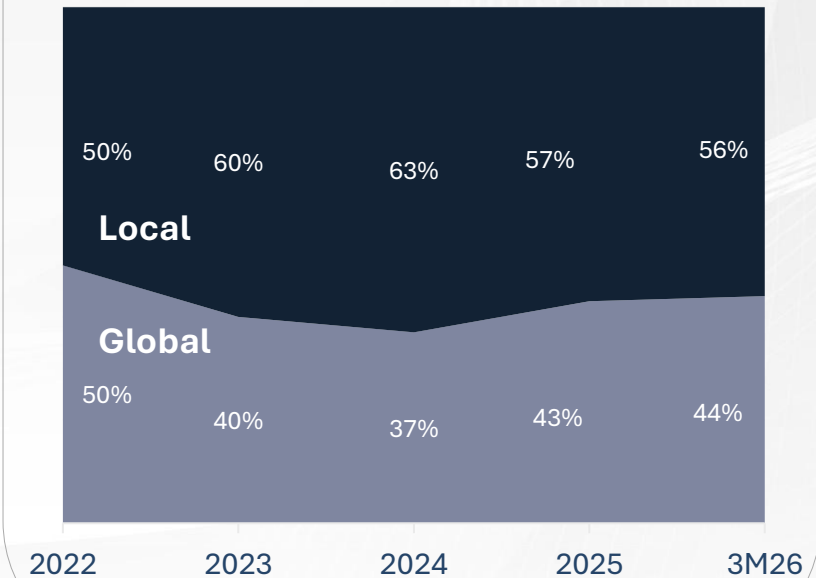


Million pesos

Market Mix by Trading Value

79%

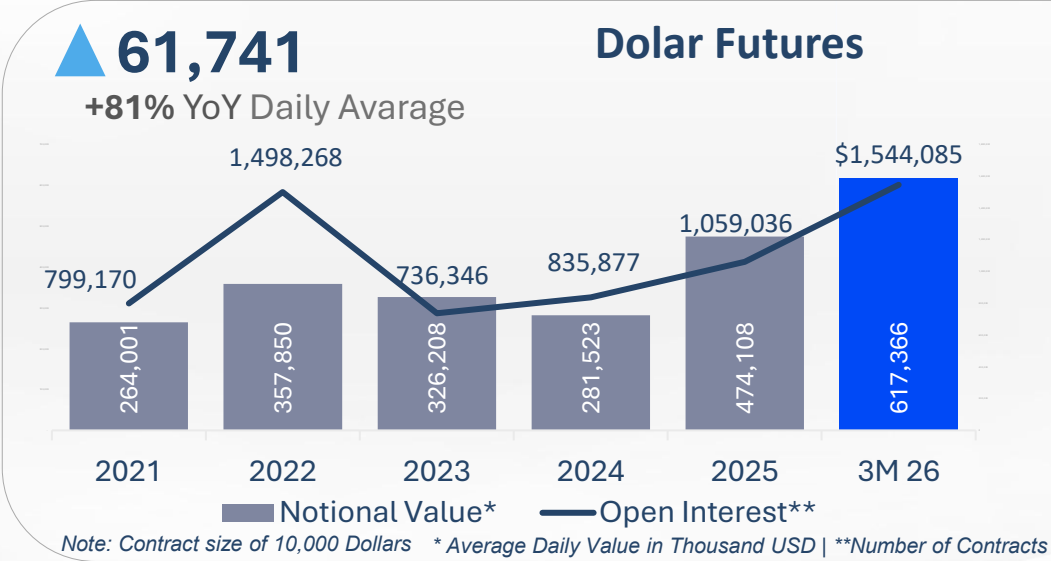
Q1 26
Market Share



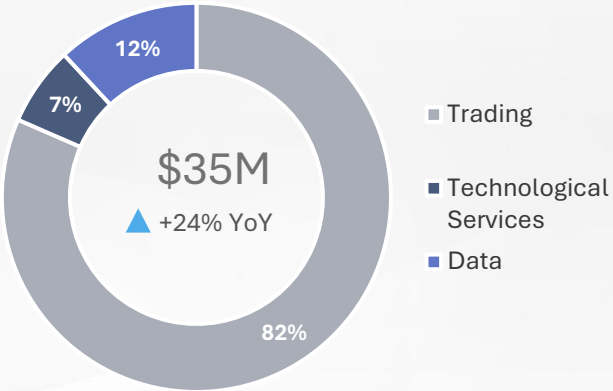


Derivatives Trading & Clearing - MexDer & Asigna

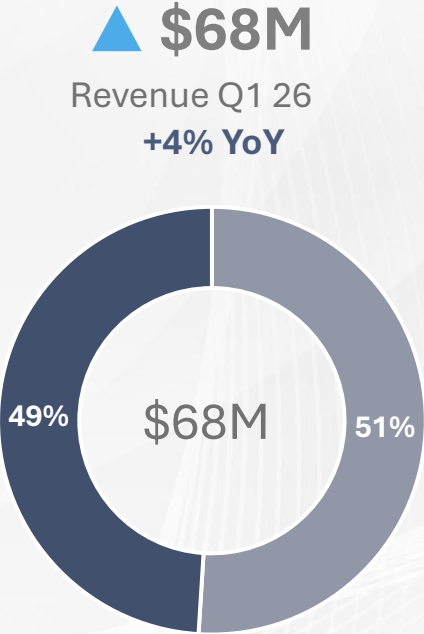
Quarterly Key Highlights



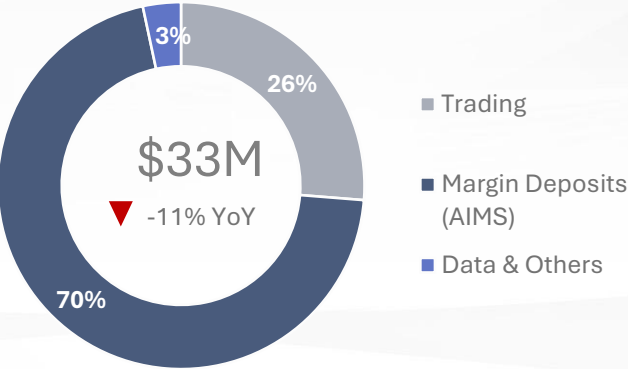
MexDer Revenue Distribution



Revenue derivatives



ASIGNA Revenue Distribution



■ MexDer: \$35
▲ 24% YoY

■ Asigna: \$33
▼ -11% YoY

Million MXN



Quarterly Key Highlights

Assets Under Custody

▲ **47tn MXN**

+14% YoY Q1 26

Market	Q1 26	Q1 25	Var %
Local →	44	39	14%
Global →	2.7	2.4	13%

Cross-border transactions

▲ **+29%** YoY
Traded Value

▲ **+47%** YoY
Number of operations

Mainly in UCITS and ETF

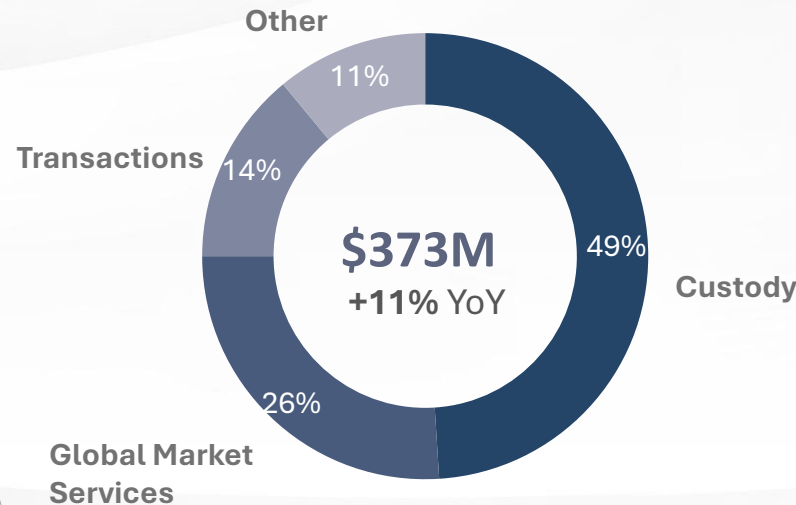
Revenue by Service

▲ **+19M**

Global Market Services
+24% YoY

▲ **+19M**

Custody
+11% YoY

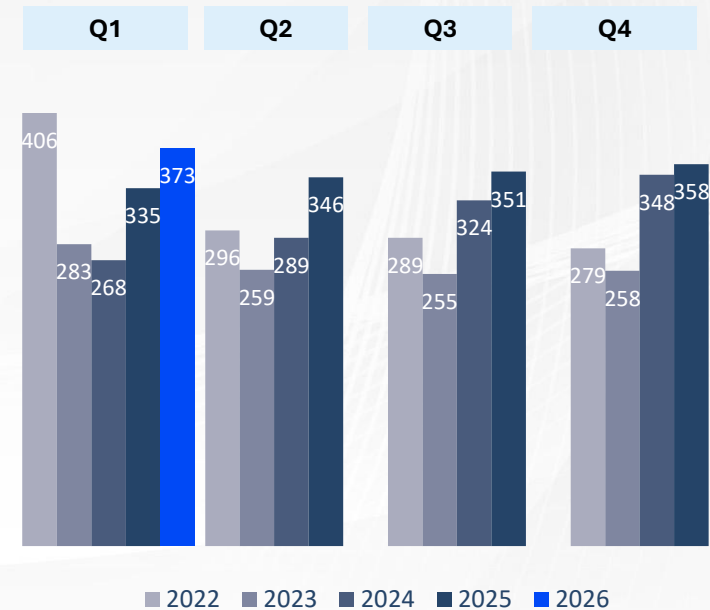


Million pesos

Indeval Revenue

▲ **+38M**

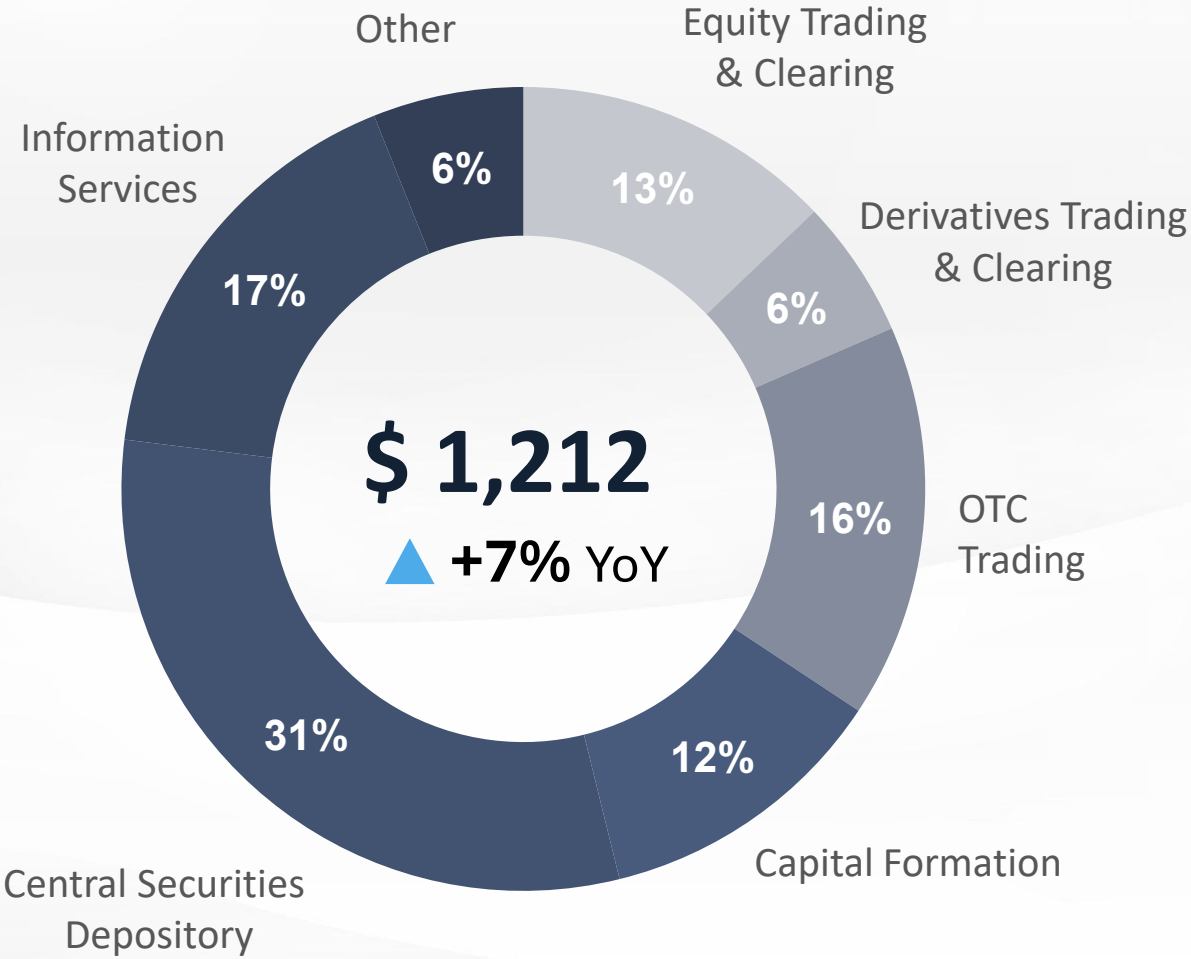
Revenue growth
+11% YoY



Million pesos

Q1 26 Revenue by Business Line

Million Pesos

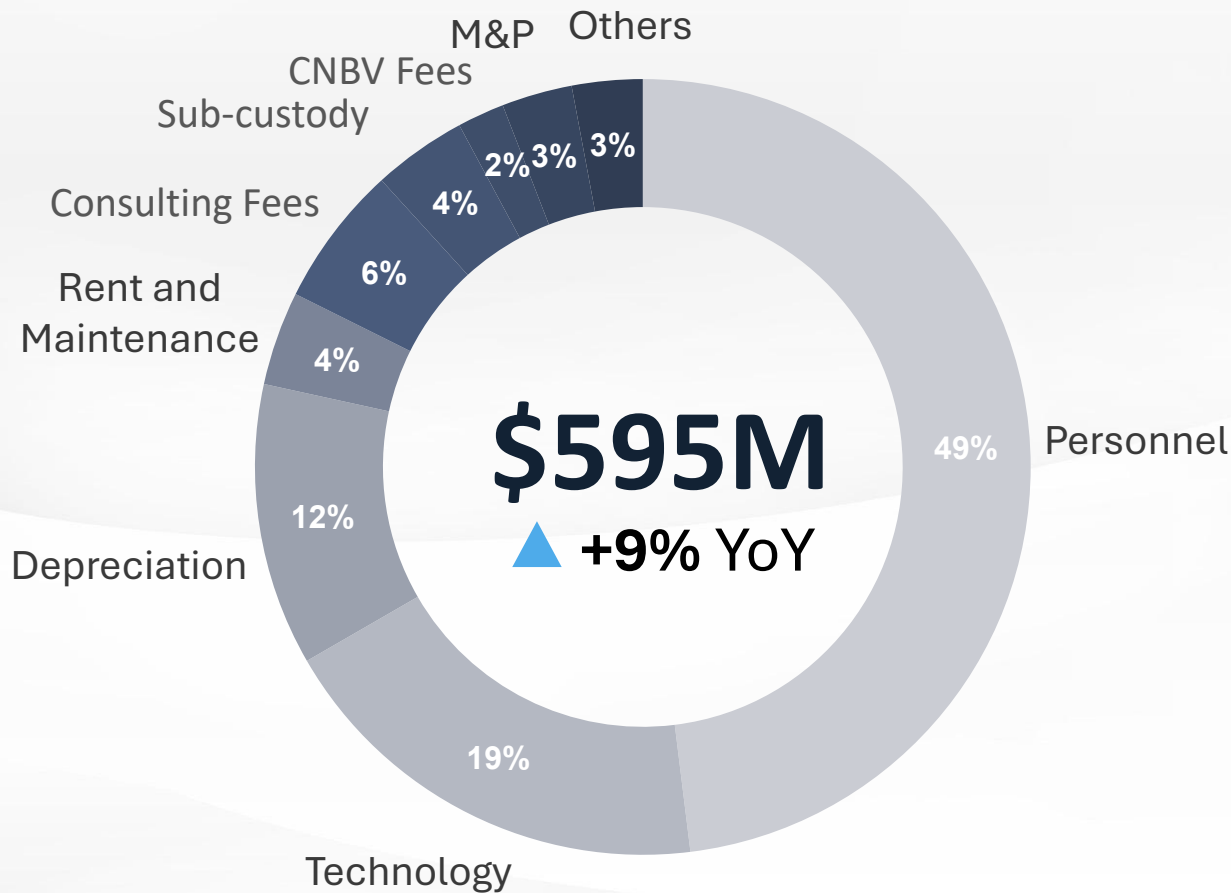


Business Line	Q1 26	Q1 25	Var \$	Var %
Capital Formation	144	141	3	2%
Equity Trading & Clearing	156	131	25	19%
Derivatives Trading & Clearing	68	65	2	4%
OTC Trading	192	193	-1	0%
Central Securities Depository	373	335	38	11%
Information Services	206	205	1	0%
Other*	73	205	-131	-64%
Total Revenue	1,212	1,128	83	7%

* Includes: Testing and Co-location services and BMV Education

Q1 26 Operating Expenses

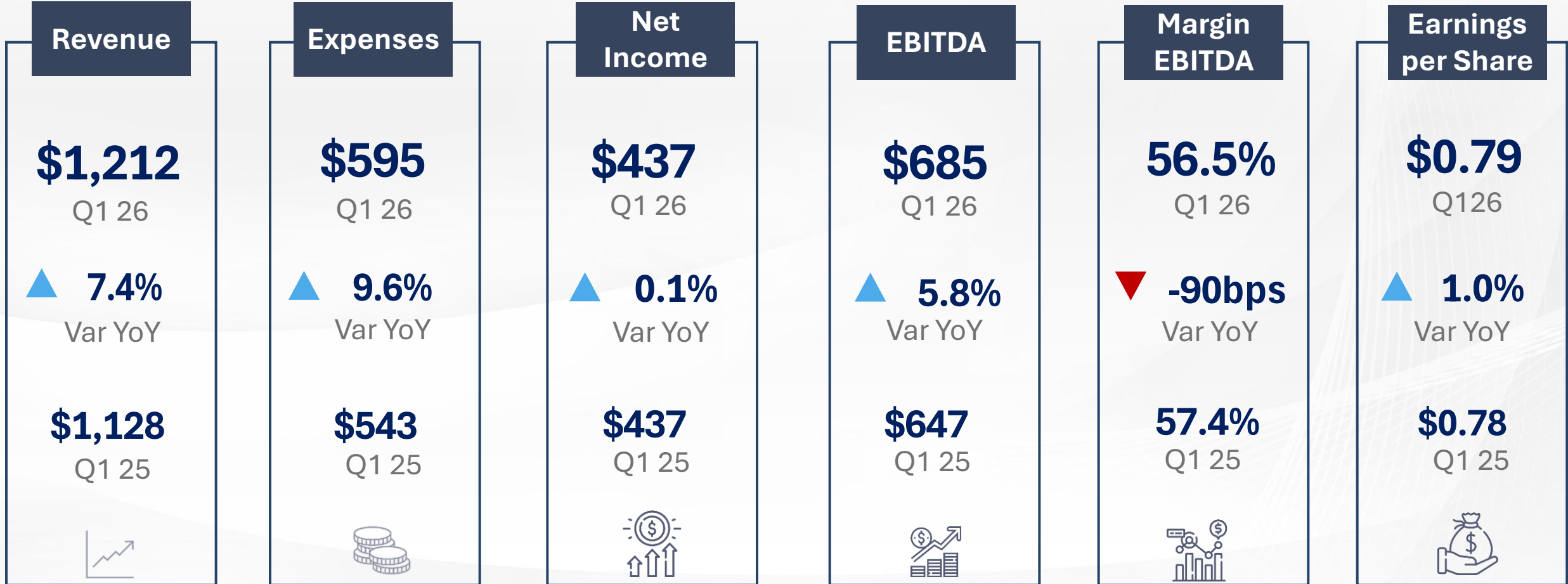
Figures in Million Pesos



Expenses Breakdown	Q1 26	Q1 25	Var \$	Var %
Personnel	290	261	29	11%
Technology	114	103	11	11%
Depreciation	69	62	7	11%
Rent and Maintenance	21	22	-1	-5%
Consulting Fees	33	30	3	10%
Sub-custody	23	21	2	12%
CNBV Fees	11	10	1	10%
Marketing & Promotion	15	15	1	5%
Others	19	20	-1	-4%
Total Expenses	595	544	52	10%



First Quarter Performance 2026





CONTACT INFORMATION

Hanna Rivas Karg
FP&A and IR Director
hcrivas@grupobmv.com.mx
grupobmv.com.mx

